



Bulletin: 09-031-IR Date: October 7, 2009  
**Statewide Marine-Related Theft Summary**  
**3<sup>rd</sup> Quarter, 2009**  
Page 1

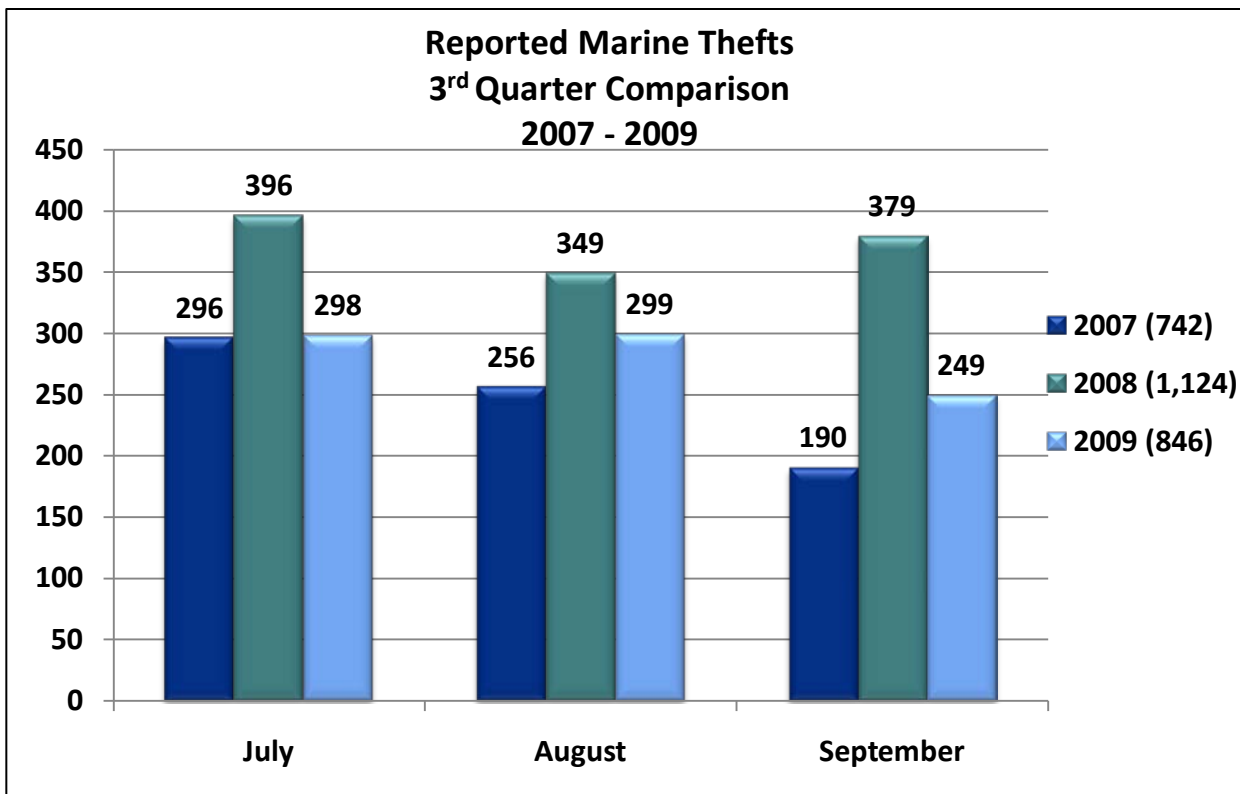
**Contact Person:** Mark DuPont (850) 410-0656 ext 17168, [mark.dupont@myfwc.com](mailto:mark.dupont@myfwc.com)

**Prepared By:** Katie Fojtik, DLE Staff Assistant

**Source:** FWC Stolen Vessel Database

**Dissemination:** Public Law Enforcement Investigations Only Limited

**Classification:** Strategic Operational Tactical



During the third quarter of 2009, a total of 846 marine-related thefts were reported by Florida law enforcement entities, as compared to 742 in 2007 and 1,124 in 2008. Although there was a large increase in third quarter thefts from 2007 to 2008, the number for 2009 represents a 25% decrease since last year. FWC has reported 11 initial seizures for this quarter, including three resulting from theft cases and two resulting from vessels operating with altered or removed HIN numbers.

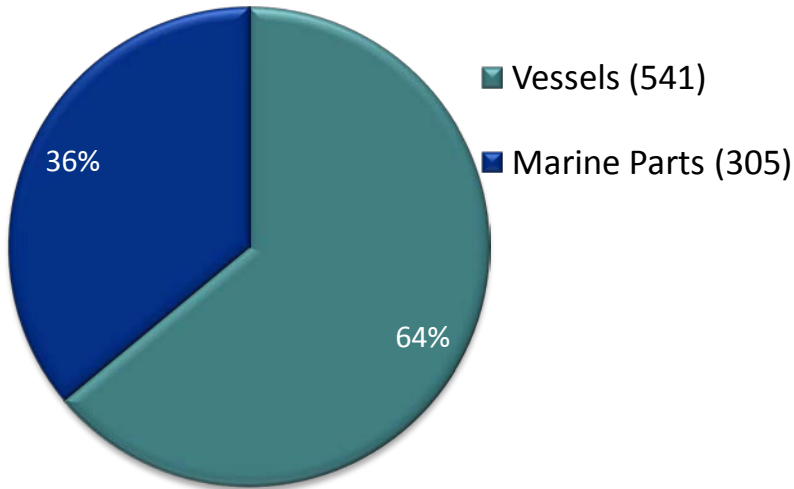
Bulletin: 09-031-IR Date: October 7, 2009

## Statewide Marine-Related Theft Summary

### 3<sup>rd</sup> Quarter, 2009

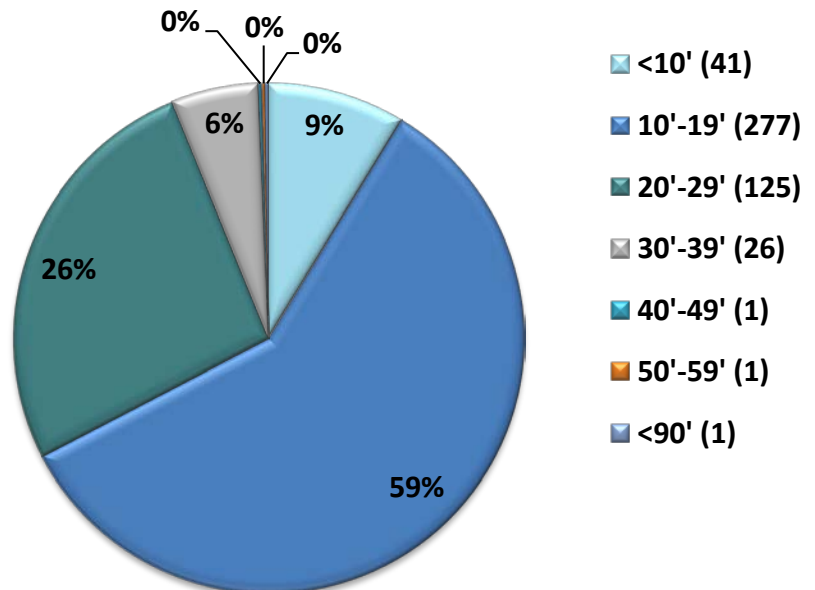
Page 2

**Reported Marine Thefts  
Vessels vs. Parts  
(Total 846)**



Of the 846 reported marine thefts for this quarter, 541 were vessels and 305 were various marine parts. This indicates a 64% trend towards vessel theft, which is a slightly higher trend toward vessel theft than has been reflected in previous quarters.

**Comparison of Vessel Lengths  
3<sup>rd</sup> Quarter - 2009**

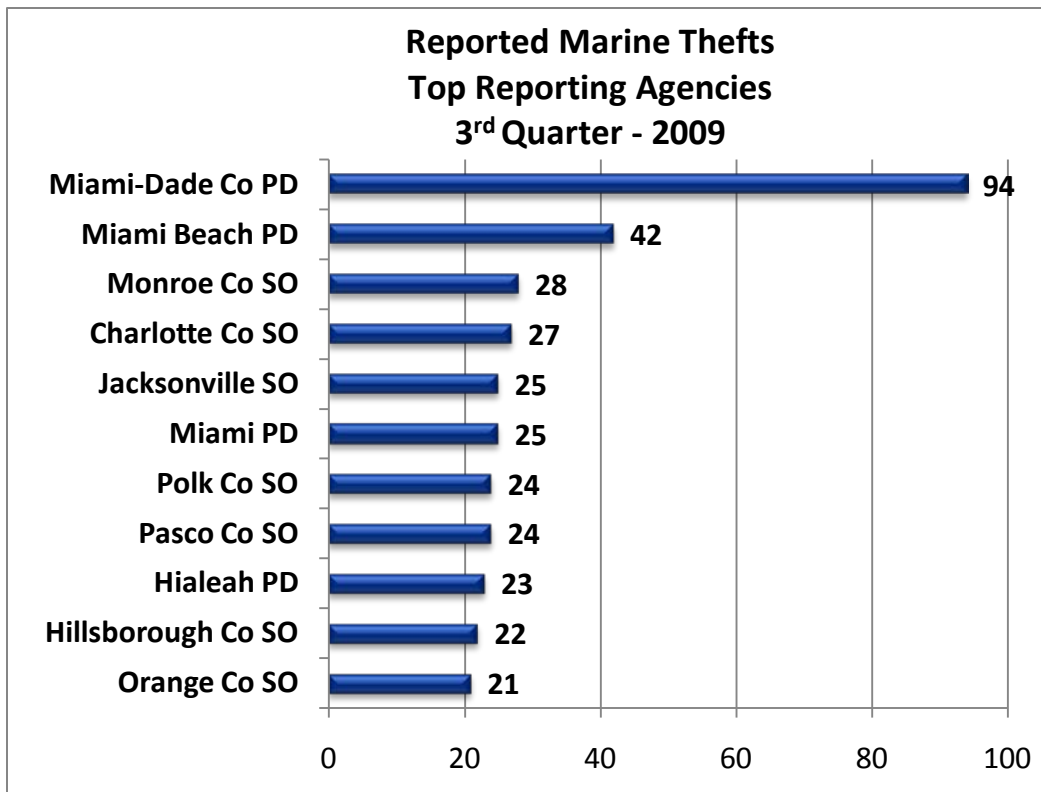


Although vessels 10' – 19' remain the largest category, the percentages in each of the categories remain relatively the same over the last three years, with no substantial increase in those vessels 20'-39'.

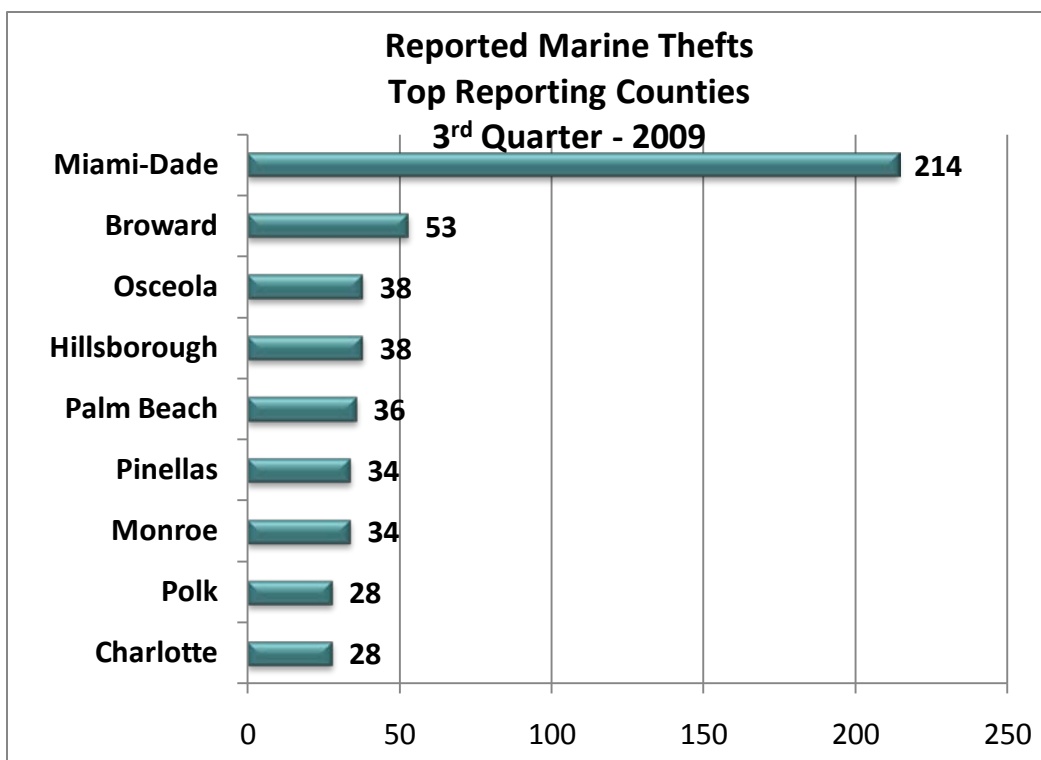
## Statewide Marine-Related Theft Summary

3<sup>rd</sup> Quarter, 2009

Page 3



The top reporting agencies this quarter are quite similar to those of previous quarters. Most all of the reporting agencies from the second quarter remain in the top reporting agencies from this quarter. Seminole County SO, Orlando PD, and Palm Beach County SO have been replaced by Miami Beach PD, Charlotte County SO, Polk County SO, and Orange County SO, but activity remains high in central and southern Florida.



The breakdown of top reporting counties represents the same trends as the top reporting agencies. Theft rates are high in central and southern Florida.

*The data contained in this report was obtained from the FWC Stolen Vessel Database on October 5, 2009 and may differ somewhat from the figures in previous or subsequent reports due to delays in reporting and data entry. Additional data was also obtained from FWC Initial Seizure Reports. **Marine-related thefts** include stolen boats and stolen parts. **Parts theft** includes inboard and outboard engines, primary engine components such as engine covers, lower drive units, propeller housings, wiring harnesses, flywheel covers, injectors, and engine integrated computers; it does not include electronics external to the propulsion system such as GPS units, RADAR units, radios and depth finders.*

**Unless otherwise noted, the material contained in this document is considered active criminal intelligence and, as such, is exempt from disclosure via the Florida Public Records Law (FS 119.07)**